




## MDR-701-300-12-T9



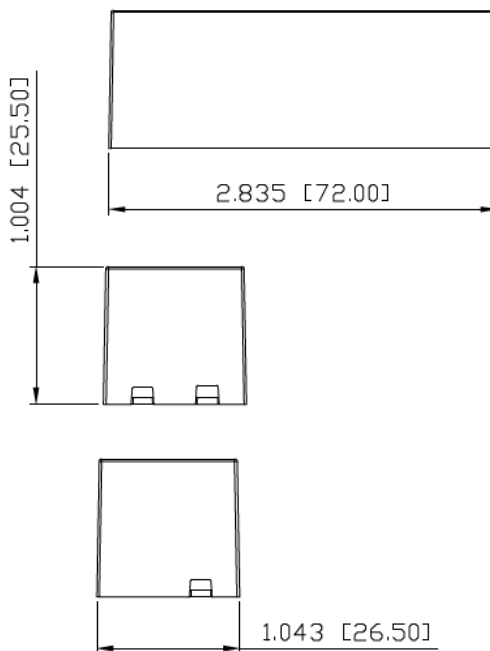
UL file No.: E340871

### Mechanical and Thermal

Dimension L 2.835" × W 1.043" × H 1.004"

Lead Wire Length 6" Standard

Max. Case Operation Temp. 80°C



\* Dimension in Inch / metrics

### Features

- ✓ Compact Size
- ✓ Constant Current Output
- ✓ 0-10V & TRIAC/ELV Dimmable in 1
- ✓ Active Power Factor
- ✓ >80% Efficiency Full Load
- ✓ Class 2 compliance
- ✓ 5 Year Warranty

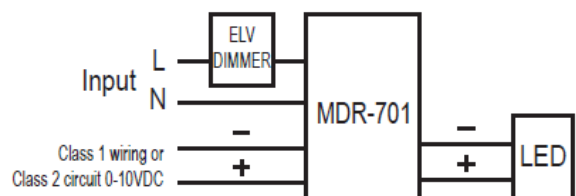
### Protection

- Overload protection
- Thermal protection
- Class 2

### Environmental Specifications

- MTBF >100,000 hrs
- RoHS Compliant
- Lead Free SMT process
- Power Factor Correction / Low Load

### Wiring Diagram



### 1. Input – specification

	Units	Minimum	Typical	Maximum	Notes
Input Voltage Range(Vin)	Vac	108	120-277	304	
Input Frequency Range	Hz	50	60	63	
Input Power	W		40		
Power Factor(PF)		0.9	>0.9		From 100% to 80% of rated power
Input Current	A	-	-	0.33A@120VAC 0.14A@277VAC	
Inrush Current	A	Meet NEMA 410 requirements			See the inrush current information
Total Harmonics Distortion (THD)				20%	At nominal input voltage and nominal LED voltage
Efficiency		-	>85%	-	Efficiency is measured after driver has thermally stabilized + full load
Isolation	Meet UL1310/UL8750 for class 2 isolation power supply				

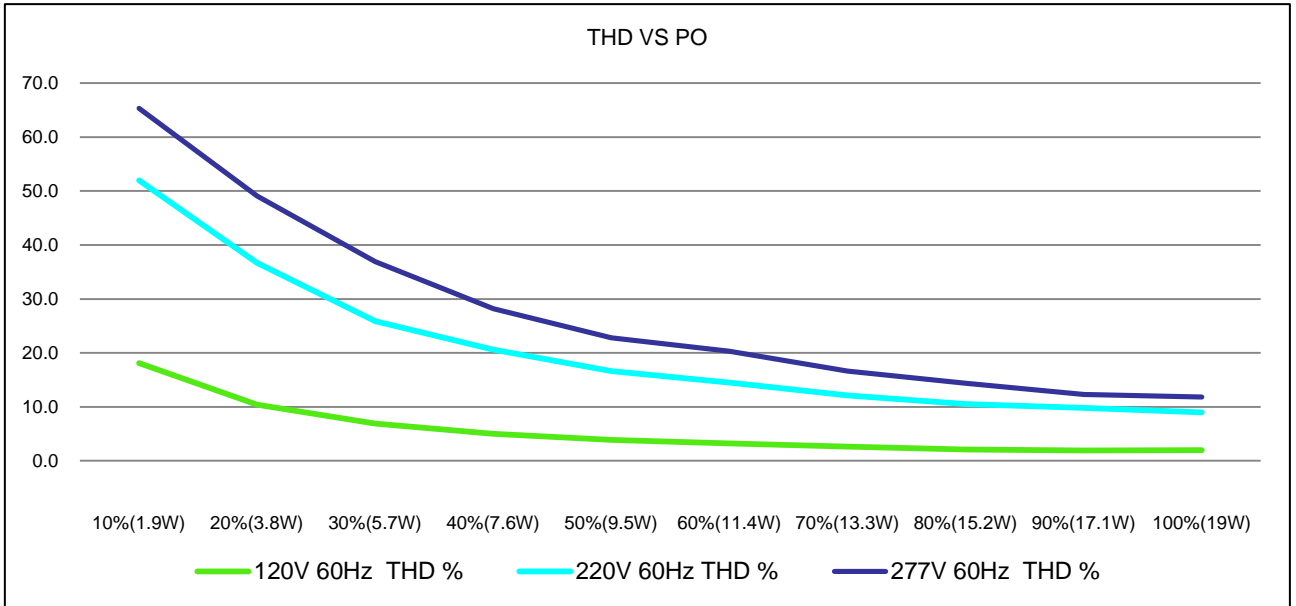
### 2. Output - specification

	Units	Minimum	Typical	Maximum	Notes
Output Voltage(V out)	Vdc	30		40	
Output Current(I out)	mA		300		
Output Current Tolerance	%		±3		
Output Ripple Current	<20% peak-to-peak of 300mA				≤ 20% pk-to-pk of the rated output current for all models with Vout max ≥ 32V
					≤ 50% pk-to-pk of the rated output current for all models with Vout max ≤ 30V
					At nominal LED voltage and nominal input voltage without dimming
Dimming Range	%	<1% for TRIAC / ELV		100%	Please refer to Dimmer compatibility list
		< 5 % for 0-10V 1%=0.7 Vac			
Start-up Time	ms		100		With nominal LED voltage and without dimmer attached
			200		With nominal LED voltage, with an recommended dimmer attached(see dimmer compatibility list) and at the full dimming conduction angle
Operation Case Temperature	°C	-30		80°C	
Isolation	Meet UL1310/UL8750 for class 2 isolation power supply				

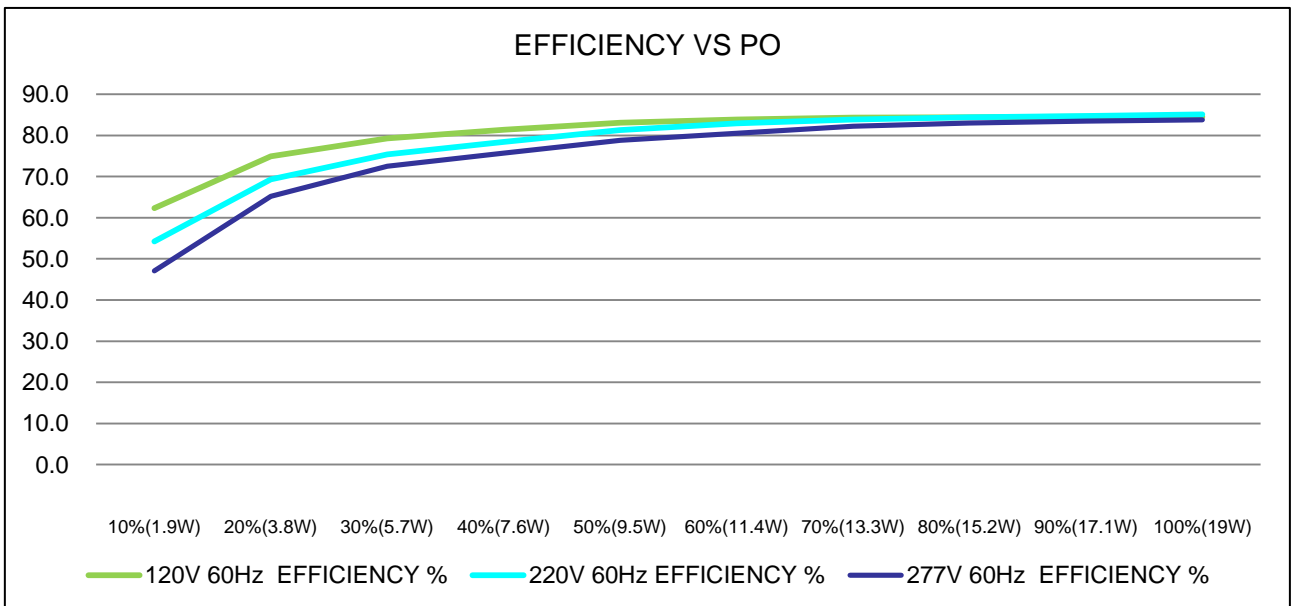
### 3. EMC / Protection / Compliance

Conducted and Radiated EMI		FCC CFR Title 47 Part 15 Class B and EN55022(CISPR 22) Class B compliant			
Immunity Compliance	ESD (Electrostatic Discharge)	IEC61000-4-2	6 kV contact discharge, 8 kV air discharge, level 3		
	Electrical Fast Transient	IEC61000-4-4	±2 kV on AC power port for 1 minute, ±1kV on signal/control lines		
	Surge	IEC61000-4-5	±2kV line to line/±2kV line to earth on AC power port, ±0.5kV for outdoor cables		
Transient Protection	Ring Wave		ANSI/IEEE c62.41-1-2002 & c62.41-2-2002 category A, 2.5kV ring wave		

## THD of the driver VS Power Output (W)



## Efficiency of the driver VS Power Output (W)

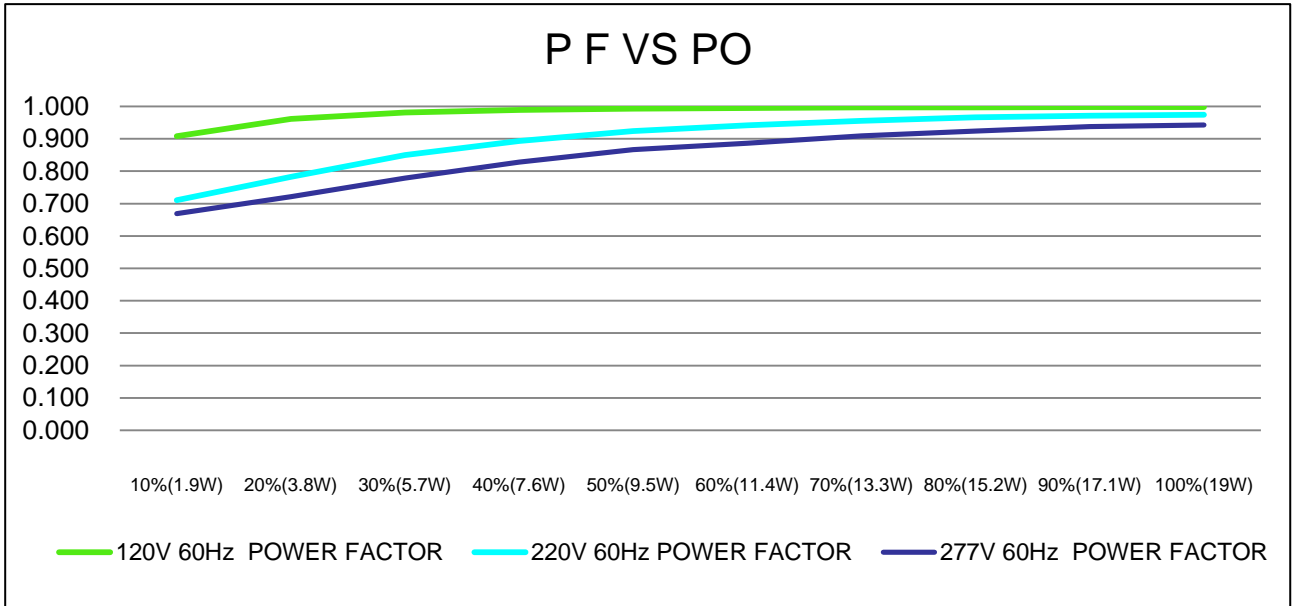


Macron Associate Co. – Power Supply Team

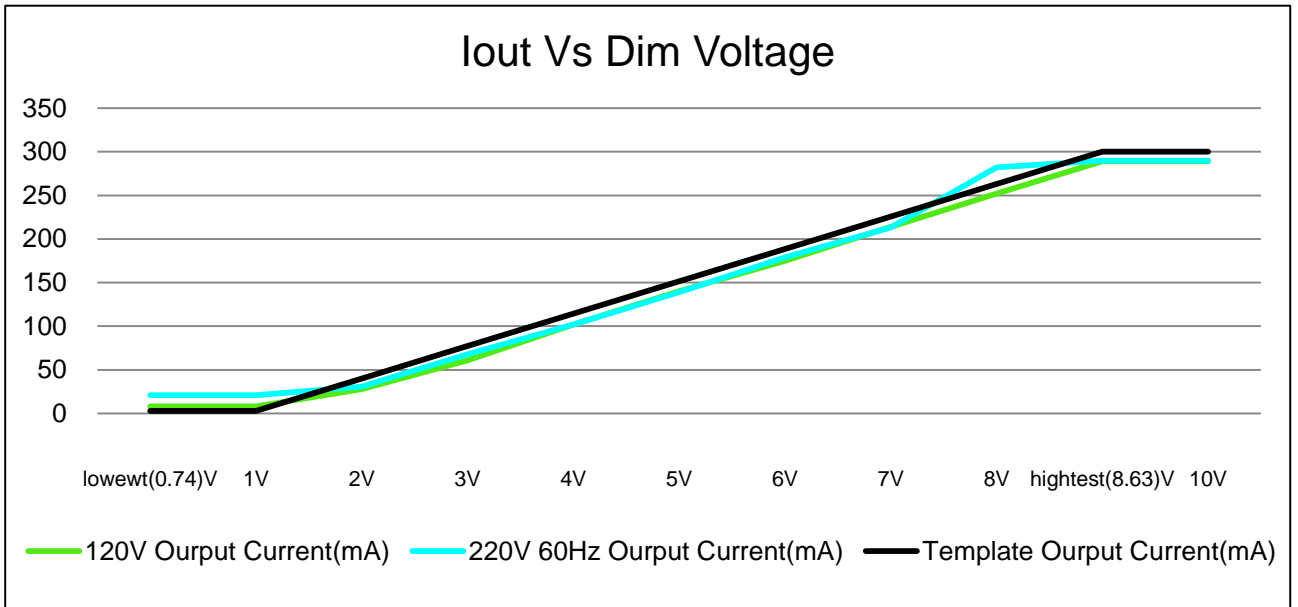
NO.352, Peng-Yi Road, Taiping, Taichung, Taiwan 411

TEL: 886-4-22708357 FAX: 886-4-22767307 Email: macron@macrongroup.com

Power Factor VS Power Output (W):



0-10V Dim Voltage(V) VS Output Current

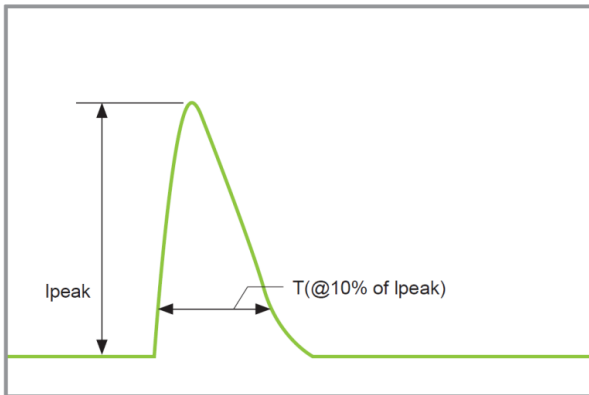


Macron Associate Co. – Power Supply Team

NO.352, Perng-Yi Road, Taiping, Taichung, Taiwan 411

TEL: 886-4-22708357 FAX: 886-4-22767307 Email: macron@macrongroup.com

## Inrush Current Information



<b>MDR-701-300-12-T9</b>		
$V_{in}$	$I_{peak}$	$T(@50\% \text{ of } I_{peak})$
120 V	1.2 A	22 $\mu$ s
277 V	2.9 A	16 $\mu$ s



**Macron Associate Co. – Power Supply Team**

NO.352, Peng-Yi Road, Taiping, Taichung, Taiwan 411

TEL: 886-4-22708357 FAX: 886-4-22767307 Email: [macron@macrongroup.com](mailto:macron@macrongroup.com)